

# CREW CHIEF CART

Aluminum Cabinets and Carts For Shop, Trailer & Track



72" Model Pictured  
Also Available In 60"

### Features:


- Four Motionlatch™ Drawers
- Tough Powder Coat Finish
- Trigger Latch Doors With .040" Door Backs
- .080" Thick 5052 Aluminum Construction
- Radius Corners
- Heavy Duty Pneumatic Tires
- Steering Linkage With Built In Negative Caster
- Built In "D" Rings

### Benefits:

- Will Not Rust
- Lightweight
- Durable
- One Hand, One Motion Drawer Handles
- Easily Steered On Various Surfaces
- Other Sizes and Cabinet/Drawer Combinations Available

### Options:

- Air And/Or Electric Reel
- Nitrogen Cradle - 72" Model
- Brakes
- Ship To Shore Power
- Workman Lighting
- Monitors



Nitrogen Cradles



Steering Linkage

### Standard Colors (Custom Colors Available Upon Request)



White



Yellow



Blue



Red



Orange



Mid. Blue



Black

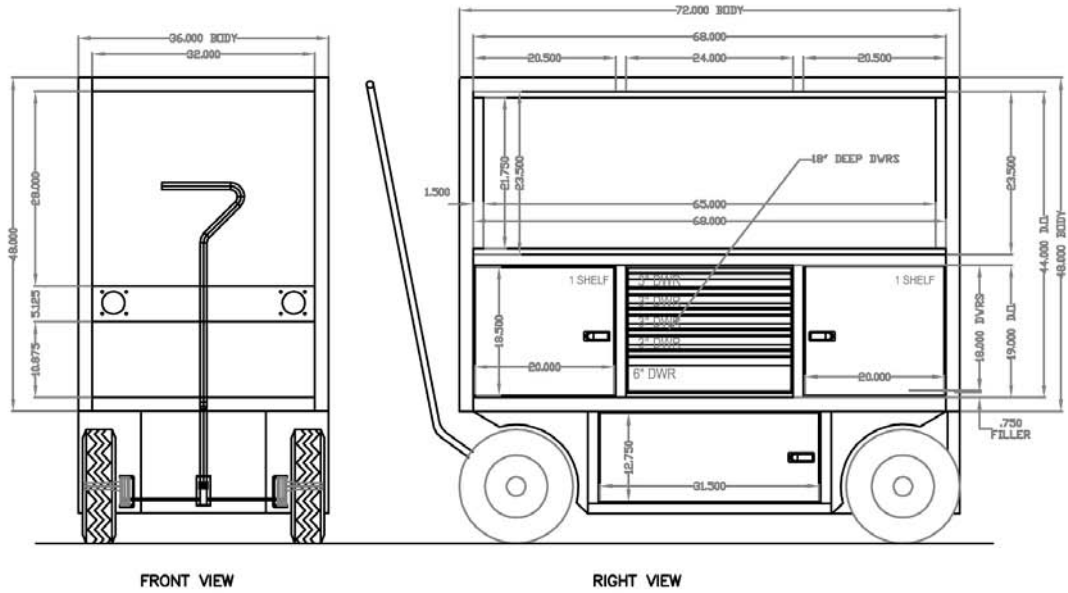
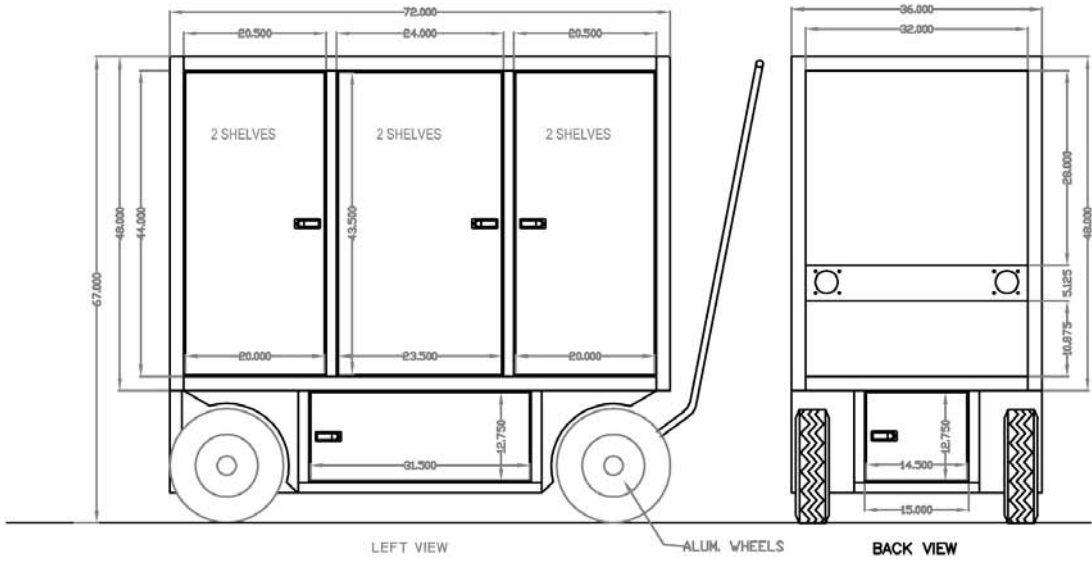


Gray



Green





**Proprietary Notice**

This drawing and the text, design, and concepts herein are the property of CTECH Trailer Cabinets, a division of Greenheck Racing. Any reproduction, distribution, or forwarding of this document to persons or organizations for any reason with out written permission from CTECH is prohibited.