

ENGINEERING CART

Aluminum Cabinets and Carts For Shop, Trailer & Track



CTECH's New Engineer/Test/Timing Cart

The all aluminum compact engineering cart is specifically designed to be used as a data acquisition unit for a broad range of race and business applications. This new compact design features all of CTECH's quality engineering and can be stored in the center aisle of your transporter.

Standard Features:


- Motionlatch™ Drawers
- Foldout Work Top Surface
- Foldup Doors With Gas Shocks
- Ship To Shore 110 Volt Power
- Cat 6 Connection
- 10 Work Stations
- Locking Cabinets
- Built In "D" Rings

Benefits:

- One Hand, One Motion Drawer Handle
- Compact Transportation
- 6' Head Clearance
- Internet & Networking Capabilities
- Individual Workspace
- Secure Storage



Closed position for transport.



10 work stations with 110-volt power outlets.



Fold out work surface.

Standard Colors (Custom Colors Available Upon Request)



White



Yellow



Blue



Red



Orange



Mid. Blue



Black

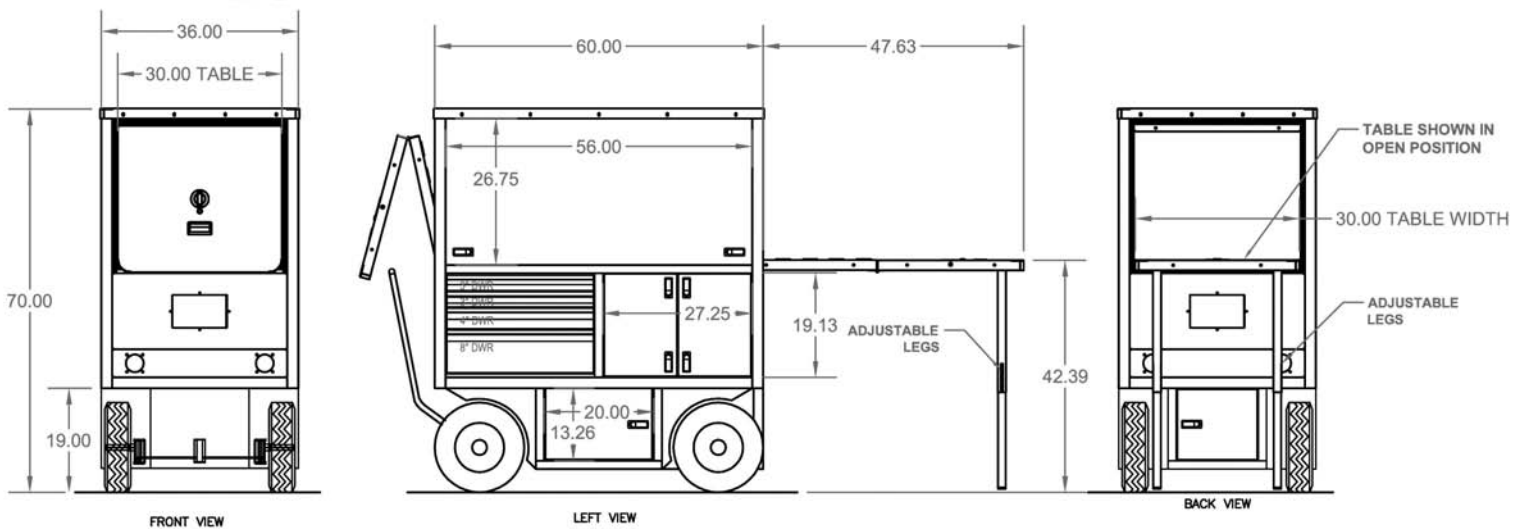
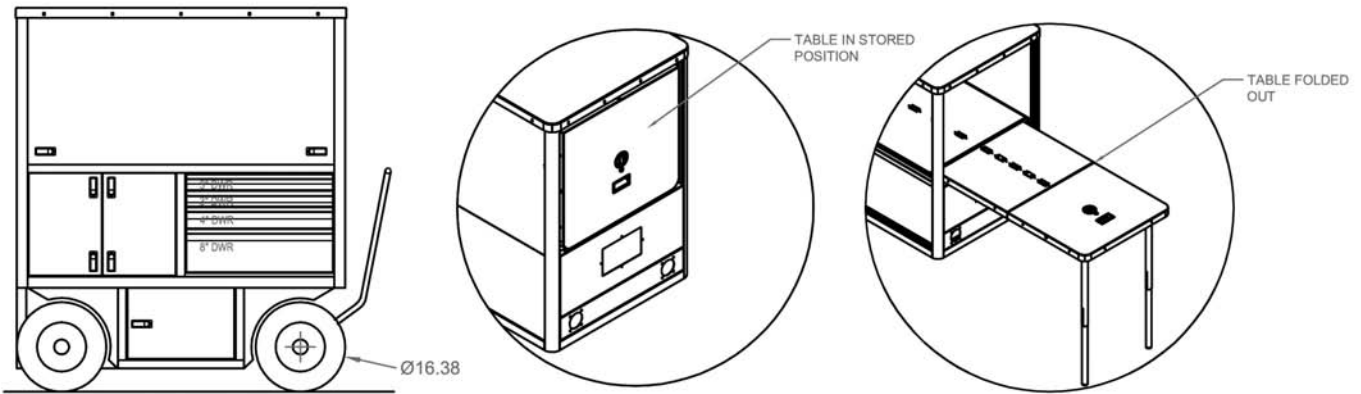


Gray



Green





OVERALL DIMENSIONS - BOTH TABLES EXTENDED 155.25" X 70" X 36"
 TRANSPORT 60" X 70" X 36"



Proprietary Notice

This drawing and the text, design, and concepts herein are the property of CTECH Trailer Cabinets, a division of Greenheck Racing. Any reproduction, distribution, or forwarding of this document to persons or organizations for any reason without written permission from CTECH is prohibited.