

FIRST AID CABINET

Aluminum Cabinets and Carts For Shop, Trailer & Track



Introducing The...

MotionLatch™ First Aid Cabinet From CTECH!



Standard Features

- MotionLatch™ Fold Down Door
- .080" Thick 5052 Aluminum Construction
- 16 Gauge 304 Stainless Steel Worktop Surface
- 2 Fixed Shelves
- Seamless Radius Edging
- Tough Powdercoat Finish
- 4 Wall Mounting Slots On Back Panel

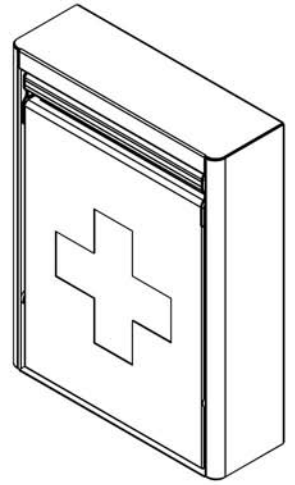
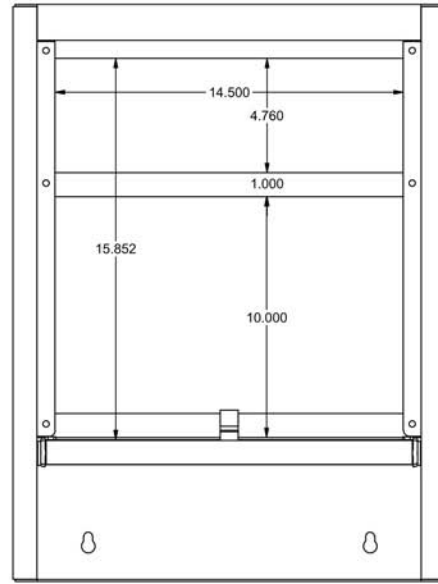
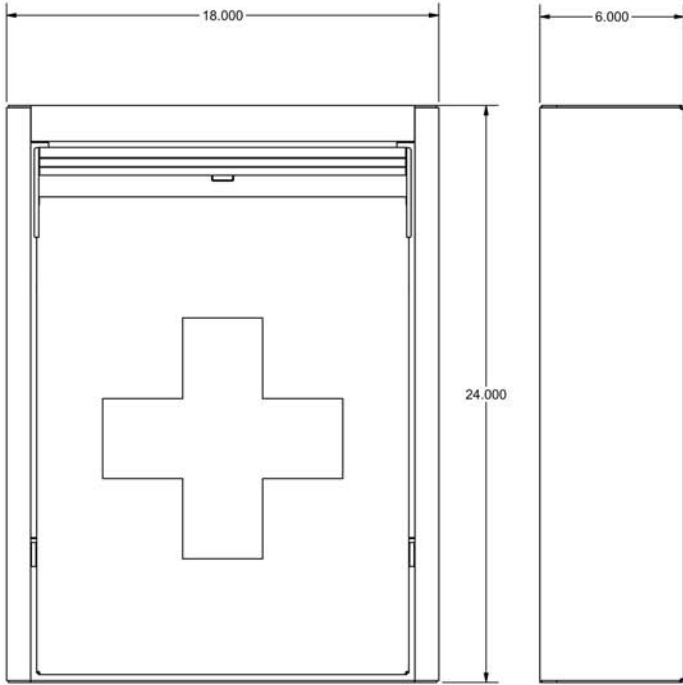
Benefits:

- Will Not Rust
- Easy To Sanitize Surface
- One Hand, One Motion Door Handle
- Lightweight
- Safe Rounded Edges

Dimensions

- 18"w x 24"h x 6"d
- See Back For Line Drawings
- 18 lbs. Ships Fully Assembled





Proprietary Notice

This drawing and the text, design, and concepts herein are the property of CTECH Trailer Cabinets, a division of Greenheck Racing. Any reproduction, distribution, or forwarding of this document to persons or organizations for any reason with out written permission from CTECH is prohibited.